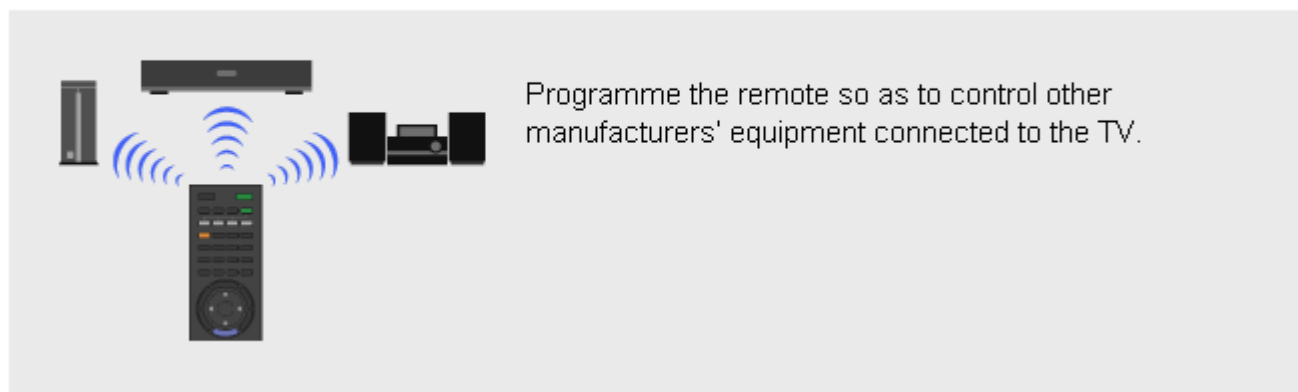
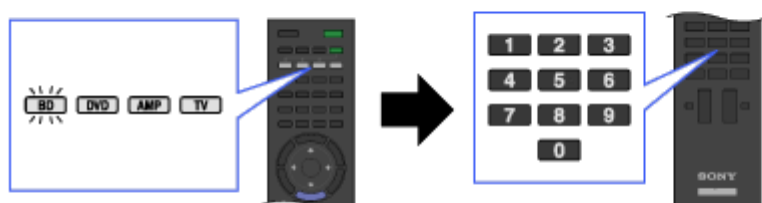




Programming the Remote



Your remote is preset to operate Sony TVs, and most Sony BD players, DVD players, DVD/HDD recorders, and audio systems (Home Theatre, etc.). To control equipment made by other manufacturers (and some other Sony models), programme the remote.



1. Check the manufacturer's codes you may need from the following list.
2. Press and hold the BD, DVD, or AMP button you want to programme, then press .
3. Enter the manufacturer's code number when the function button flashes, then press .

Manufacturer's Codes

- DVD players:
 - SONY: 0001, 0024, 0023, 0025, 0038
- Blu-ray disc (BD) players:
 - SONY: 0501, 0502, 0503
- DVD/video cassette recorders:
 - SONY: 0207, 0222
- DVD/HDD recorders:
 - SONY: 0219, 0220, 0221
- VCRs:
 - SONY
 - VTR1:Betamax: 1001, 1007, 1010, 1011
 - VTR2:8mm: 1002, 1008
 - VTR3:VHS: 1003, 1009
 - VTR4:DV: 1004
 - VTR5:DV: 1005
 - VTR6:DV: 1006
- DAV Home Theatre System:
 - SONY (DAV): 4501 – 4506
- AV receivers:
 - SONY: 4001, 4002, 4056, 4057, 4085