

SECTION 4

- -XX and -X mean standardized parts, so they may have some difference from the original one.
- Items marked “※” are not stocked since they are seldom required for routine service. Some delay should be anticipated when ordering these items.

- KNOB, BALANCE (WHITE) . . . (RED)

Parts Color	Cabinet's Color
-------------	-----------------

- MDR-ZX770BN

(B) BLACK: All models

(L) BLUE : Except LA model

MDR-ZX770BT

(B) BLACK, (L) BLUE

MDR-ZX780DC

(B) BLACK

4-1. EAR PAD SECTION

- Front view



1

– *L-ch* –

housing (L) section

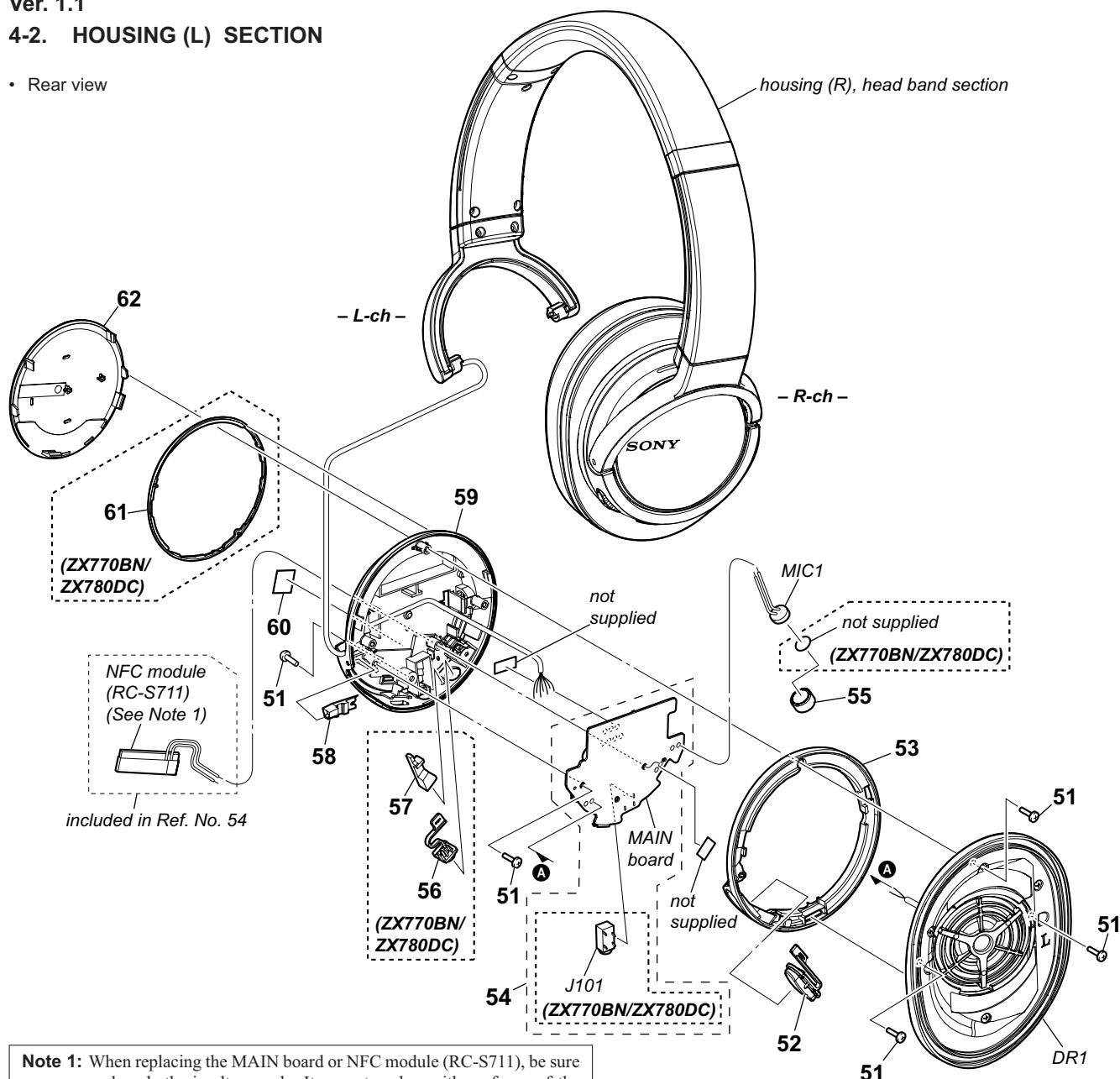
1

MDR-ZX770BN/ZX770BT/ZX780DC

Ver. 1.1

4-2. HOUSING (L) SECTION

• Rear view

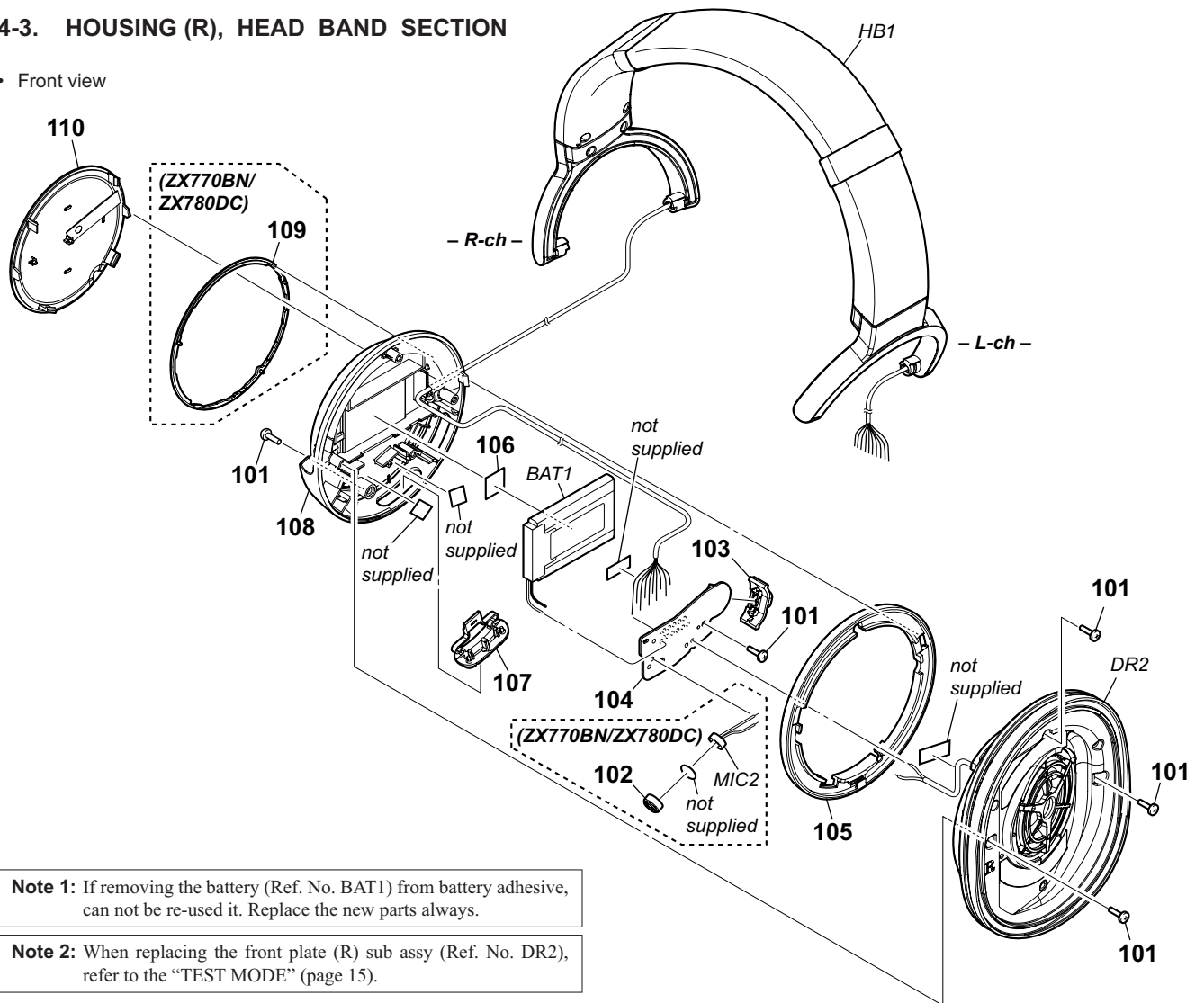


Note 1: When replacing the MAIN board or NFC module (RC-S711), be sure to replace both simultaneously. It cannot replace either of the MAIN board or NFC module (RC-S711). Among the repair parts, the MAIN board and NFC module (RC-S711) are supplied as one unit.

Note 2: When replacing the front plate (L) sub assembly (Ref. No. DR1), refer to the "TEST MODE" (page 15).

4-3. HOUSING (R), HEAD BAND SECTION

- Front view




Note 1: If removing the battery (Ref. No. BAT1) from battery adhesive, can not be re-used it. Replace the new parts always.

Note 2: When replacing the front plate (R) sub assy (Ref. No. DR2), refer to the "TEST MODE" (page 15).

(ZX770BN)

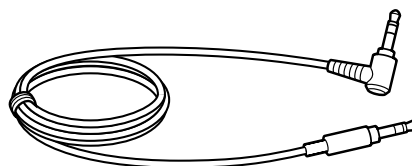
501

Micro-USB cable (approx. 50 cm) (1)



502

Headphone cable (approx. 1.2 m) (1)



503


Carrying pouch (1)



(ZX770BT)

501

Micro-USB cable (approx. 50 cm) (1)



(ZX780DC)

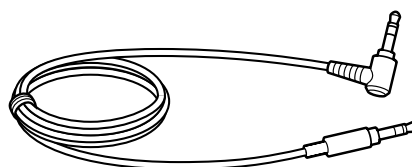
501

Micro-USB cable (approx. 50 cm) (1)



502

Headphone cable (approx. 1.2 m) (1)



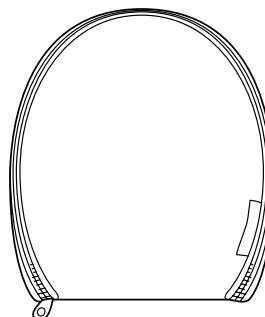
503

Carrying pouch (1)



504

Carrying case (1)



505

USB charger (1)

